

Scaled data based on original data using
LM-79-08 Approved Method: Electrical and Photometric Measurements of Solid-
State Lighting Products

Test Report Prepared for
Cooper Lighting Solutions
(formerly Eaton)

Brand: McGRAW-EDISON

Report Number: P226663

Luminaire Tested: **ISW-AF-600-LED-E1-T4W-7050**

Issue Date: 3/3/2020

Test Information

Test Method: LM-79-08
Report Number: P226663
TEST IS SCALED FROM IESNA LM-79-08 TEST DATA (P35944)
Test Lab: INNOVATION CENTER-P3
Issue Date: 3/3/2020
Manufacturer: COOPER LIGHTING SOLUTIONS (FORMERLY EATON)
Product Line: MCGRAW-EDISON
Catalog Number: ISW-AF-600-LED-E1-T4W-7050
Description: IMPACT ELITE LED WEDGE LUMINAIRE
LIGHT SQUARE WITH ACCULED OPTICS-TYPE IV WIDE
Light Source: (16) 5000K CCT, 70 CRI LEDs
Ballast/Driver: ELECTRONIC DRIVER

Summary

Lumens per Lamp: N/A
Luminaire Lumens: 4095 lumens
Efficiency: N/A
Efficacy: 121.5 lumens/watt
Luminous Opening: Rectangular (W 0.5' x L: 0.5' x H: 0')
IES Classification: Type IV - Medium - Semi-Cutoff
BUG Rating: B1 - U1 - G1

Input Watts (W): 33.7
Input Voltage (V): 120
Input Current (Ain): NR
Voltage Rise (V): NR
Power Factor: NR
Total Harmonic Distortion (THDi): NR
Frequency (hertz): 60
Stabilization Time: NR
Operation Time: NR
Ambient Temperature (°C): NR
Test Distance: 25 FT

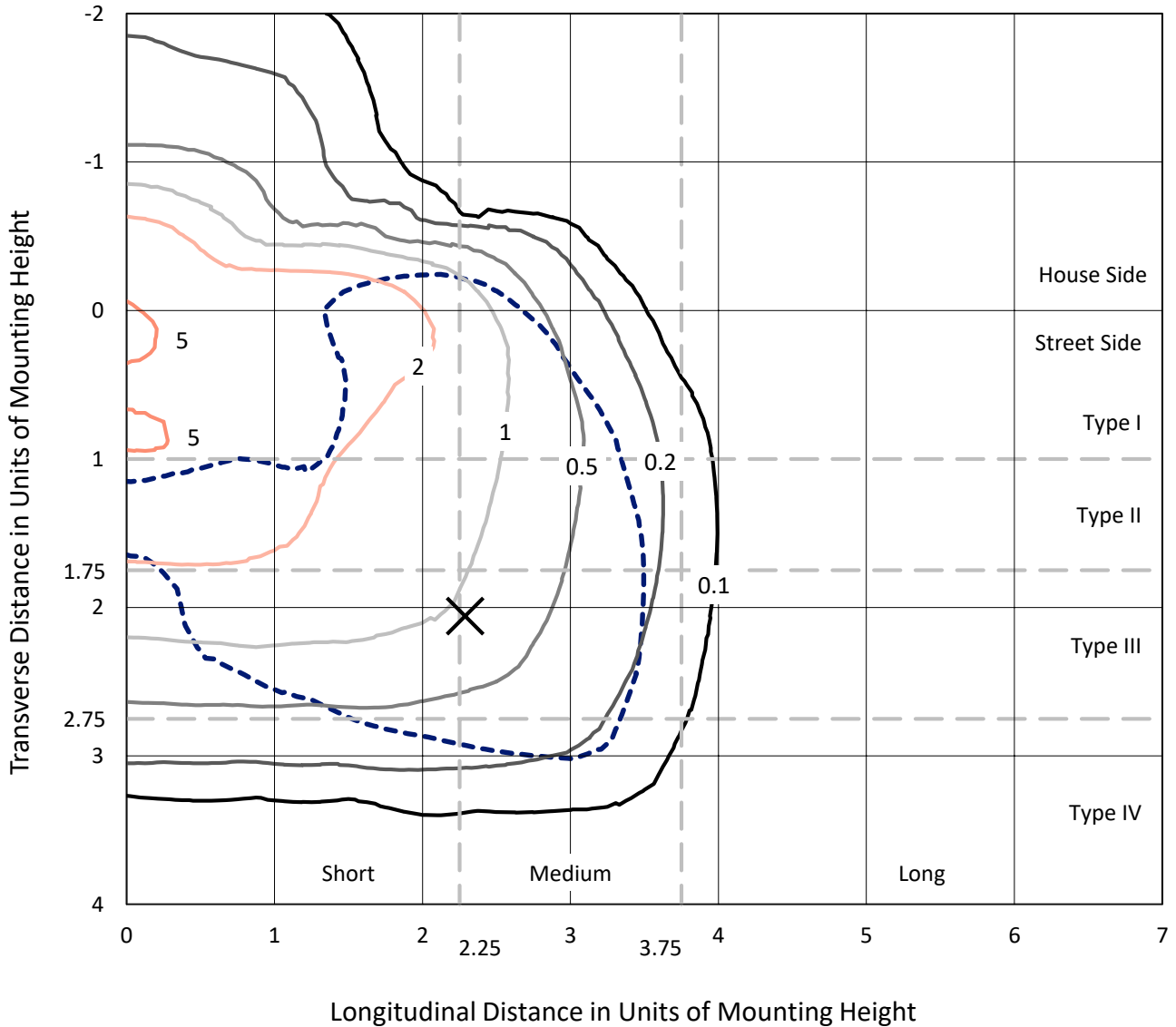


REPORT NUMBER: P226663

CATALOG NUMBER: ISW-AF-600-LED-E1-T4W-7050

Iso-Footcandle Lines of Horizontal Illumination

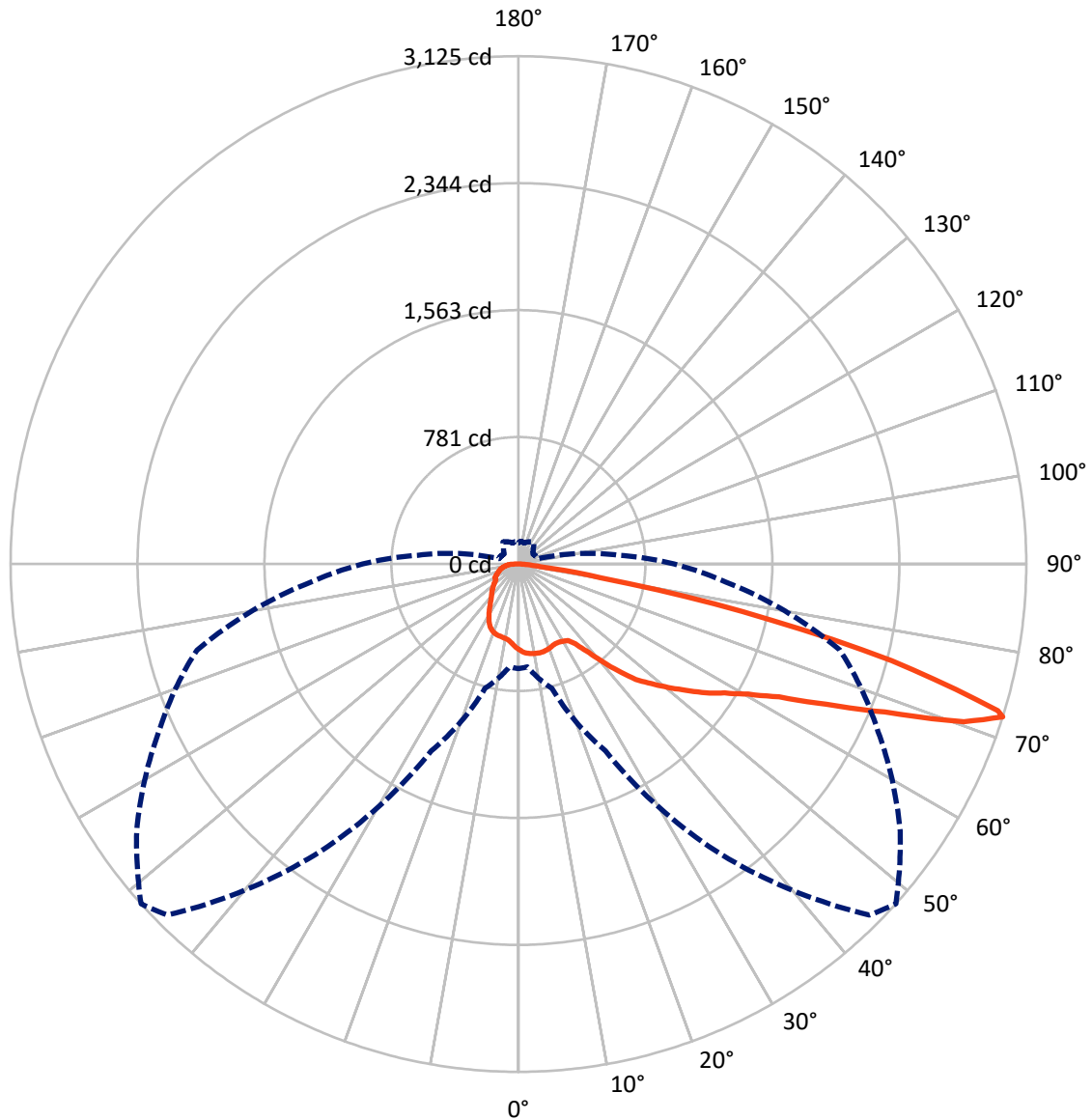
× Max cd
 - - - 1/2 Max cd



Based on 10 foot mounting height. Maximum calculated value = 5.9 fc
 Type IV - Medium - Semi-Cutoff

REPORT NUMBER: P226663
CATALOG NUMBER: ISW-AF-600-LED-E1-T4W-7050

Luminous Intensity Polar Plot



— Vertical Plane Through 48-Deg Lateral - - - Horizontal Cone Through 72-Deg Vertical

REPORT NUMBER: P226663

CATALOG NUMBER: ISW-AF-600-LED-E1-T4W-7050

FLUX DISTRIBUTION:

		Downward	Upward	Total
House Side	Lumens	889.4	1.8	891.2
	% Fixture	21.7	0.0	21.8
Street Side	Lumens	3203.1	0.6	3203.8
	% Fixture	78.2	0.0	78.2
Total	Lumens	4092.5	2.5	4095.0
	% Fixture	99.9	0.1	100.0

Coefficient of Utilization

ZONAL LUMENS:

Zone	Lumens	% Fixture
0°-10°	49.8	1.2
10°-20°	145.5	3.6
20°-30°	224.4	5.5
30°-40°	336.3	8.2
40°-50°	560.0	13.7
50°-60°	875.2	21.4
60°-70°	1156.0	28.2
70°-80°	668.7	16.3
80°-90°	76.7	1.9
90°-100°	2.5	0.1
100°-110°	0.0	0.0
110°-120°	0.0	0.0
120°-130°	0.0	0.0
130°-140°	0.0	0.0
140°-150°	0.0	0.0
150°-160°	0.0	0.0
160°-170°	0.0	0.0
170°-180°	0.0	0.0
0°-90°	4092.5	99.9
0°-180°	4095.0	100.0



REPORT NUMBER: P226663

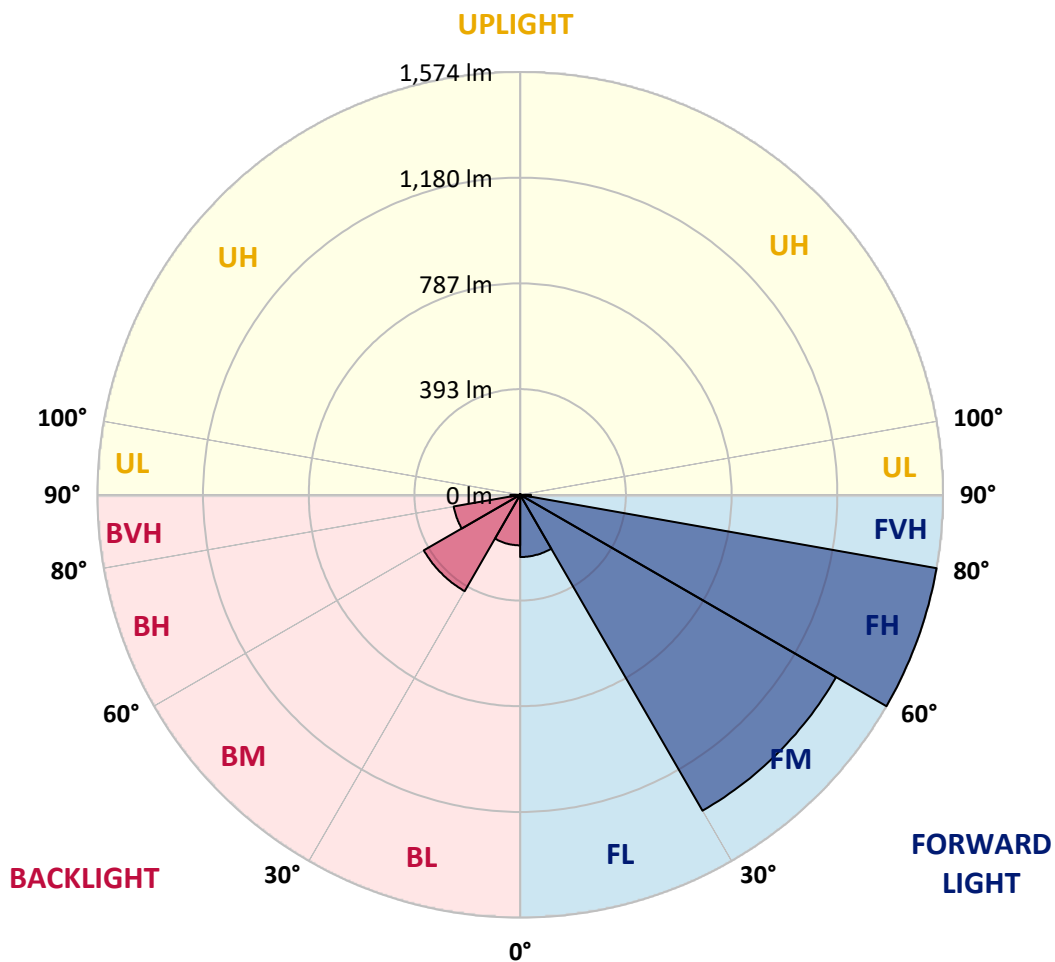
CATALOG NUMBER: ISW-AF-600-LED-E1-T4W-7050

LUMINAIRE CLASSIFICATION SYSTEM LUMEN TABLE AND BUG RATING:

Zone		Lumens	% Fixture	Zone Rating/Lumen Limit		
				B	U	G
FL	(0°-30°)	231.5	5.7			
FM	(30°-60°)	1357.6	33.2			
FH	(60°-80°)	1573.7	38.4			G1/1800
FVH	(80°-90°)	40.2	1.0			G1/100
BL	(0°-30°)	188.1	4.6	B1/500		
BM	(30°-60°)	413.9	10.1	B1/1000		
BH	(60°-80°)	251.0	6.1	B1/500		G1/500
BVH	(80°-90°)	36.4	0.9			G1/100
UL	(90°-100°)	2.5	0.1		U1/10	
UH	(100°-180°)	1.8	0.0		U1/10	

BUG Rating: B1-U1-G1

Type IV Medium





REPORT NUMBER: P226663

CATALOG NUMBER: ISW-AF-600-LED-E1-T4W-7050

CANDELA DISTRIBUTION (FULL):

	0°	5°	15°	25°	35°	45°	48°	55°	65°	75°	85°
0°	526.8	526.8	526.8	526.8	526.8	526.8	526.8	526.8	526.8	526.8	526.8
2.5°	554.7	554.1	554.1	549.4	547.6	544.6	542.2	538.7	535.1	531.0	525.6
5°	581.4	583.2	580.8	573.7	564.8	555.3	551.7	543.4	532.1	522.1	512.5
7.5°	607.0	607.6	601.0	589.2	575.5	560.7	555.9	544.6	532.1	518.5	504.8
10°	625.4	626.0	616.5	599.9	581.4	564.8	559.5	548.2	532.7	517.9	500.7
12.5°	636.1	636.7	622.4	605.2	583.2	566.6	561.8	550.0	533.9	514.9	495.9
15°	634.3	636.1	624.2	605.2	582.0	567.2	561.3	551.2	531.0	512.0	491.8
17.5°	622.4	624.8	615.3	594.5	576.1	564.2	557.7	547.6	528.0	507.8	485.8
20°	599.3	602.2	598.1	577.9	565.4	555.9	551.7	542.2	523.8	503.0	480.5
22.5°	573.1	576.1	574.9	558.3	552.3	547.6	543.4	536.3	520.3	499.5	478.1
25°	554.1	556.5	554.7	540.5	542.2	542.2	539.9	534.5	519.7	500.7	478.1
27.5°	585.6	585.6	570.2	541.1	538.1	543.4	542.2	539.3	527.4	506.6	482.9
30°	700.8	691.9	664.0	590.9	553.5	551.2	550.6	548.8	538.1	519.7	497.7
32.5°	829.7	820.8	787.5	696.1	618.3	567.2	561.8	562.4	559.5	542.2	520.3
35°	944.3	943.1	917.0	817.8	718.6	623.6	602.2	588.0	586.8	579.7	562.4
37.5°	1037.0	1037.0	1039.4	926.5	827.3	713.3	677.1	631.9	631.9	627.8	617.1
40°	1142.7	1147.4	1152.8	1025.1	943.7	820.2	779.2	710.9	690.1	696.7	699.0
42.5°	1281.7	1287.6	1284.0	1146.9	1050.0	947.9	897.4	814.9	763.8	774.5	799.4
45°	1375.5	1377.9	1403.4	1273.9	1183.7	1056.0	1013.2	899.8	849.3	871.3	915.2
47.5°	1481.8	1487.8	1491.9	1418.3	1340.5	1178.3	1099.9	982.3	949.7	982.9	1052.4
50°	1585.8	1578.0	1589.3	1586.3	1488.9	1287.0	1193.8	1059.5	1061.9	1107.1	1221.1
52.5°	1676.0	1649.9	1676.0	1708.7	1680.2	1398.7	1290.0	1150.4	1184.9	1240.1	1420.1
55°	1745.5	1682.6	1726.5	1819.2	1812.6	1497.3	1399.9	1271.6	1329.2	1404.6	1661.8
57.5°	1603.6	1611.3	1732.5	1893.4	1890.4	1597.0	1496.1	1423.0	1493.7	1578.0	1948.0
60°	1471.1	1505.6	1692.7	1905.3	1944.5	1705.7	1625.5	1595.3	1660.6	1763.3	2222.4
62.5°	1401.0	1433.7	1627.9	1883.3	2030.6	1866.7	1799.6	1776.4	1865.5	1980.7	2467.1
65°	1423.0	1443.2	1623.8	1916.6	2129.8	2110.2	2081.1	2042.5	2087.0	2195.1	2577.6
67.5°	1361.3	1394.5	1589.3	1975.4	2310.9	2407.1	2431.5	2389.9	2352.5	2337.7	2416.6
70°	1013.2	1045.3	1249.6	1732.5	2459.4	2922.7	2907.8	2768.8	2517.0	2306.8	1888.1
72°	643.8	634.9	791.1	1269.2	2186.2	3055.1	3125.2	2868.0	2442.2	2048.4	1282.3
72.5°	468.0	510.2	656.3	1128.4	2076.9	2982.6	3084.8	2835.9	2344.2	1935.0	1127.8
75°	114.0	120.6	157.4	404.5	1216.3	2244.4	2372.7	2191.0	1711.1	1148.6	500.1
77.5°	77.2	80.2	103.9	142.5	357.5	1279.9	1408.2	1209.8	765.6	390.8	222.7
80°	57.6	59.4	75.4	101.0	148.5	436.5	514.9	409.2	190.6	216.8	158.6
82.5°	40.4	41.6	57.0	74.2	98.6	102.2	136.0	150.3	123.5	141.9	92.7
85°	27.9	27.9	41.6	51.1	62.4	50.5	54.0	75.4	83.7	84.3	56.4
87.5°	14.8	16.6	24.4	32.7	32.7	23.2	25.5	38.6	46.9	50.5	33.9
90°	5.3	5.3	10.1	12.5	7.7	5.9	5.3	7.7	11.3	16.0	10.7
92.5°	0.0	0.0	0.0	0.0	0.0	0.0	0.0	0.0	0.0	0.0	0.0
95°	0.0	0.0	0.0	0.0	0.0	0.0	0.0	0.0	0.0	0.0	0.0
97.5°	0.0	0.0	0.0	0.0	0.0	0.0	0.0	0.0	0.0	0.0	0.0
100°	0.0	0.0	0.0	0.0	0.0	0.0	0.0	0.0	0.0	0.0	0.0
102.5°	0.0	0.0	0.0	0.0	0.0	0.0	0.0	0.0	0.0	0.0	0.0
105°	0.0	0.0	0.0	0.0	0.0	0.0	0.0	0.0	0.0	0.0	0.0
107.5°	0.0	0.0	0.0	0.0	0.0	0.0	0.0	0.0	0.0	0.0	0.0



REPORT NUMBER: P226663

CATALOG NUMBER: ISW-AF-600-LED-E1-T4W-7050

CANDELA DISTRIBUTION (continued):

	0°	5°	15°	25°	35°	45°	48°	55°	65°	75°	85°
110°	0.0	0.0	0.0	0.0	0.0	0.0	0.0	0.0	0.0	0.0	0.0
112.5°	0.0	0.0	0.0	0.0	0.0	0.0	0.0	0.0	0.0	0.0	0.0
115°	0.0	0.0	0.0	0.0	0.0	0.0	0.0	0.0	0.0	0.0	0.0
117.5°	0.0	0.0	0.0	0.0	0.0	0.0	0.0	0.0	0.0	0.0	0.0
120°	0.0	0.0	0.0	0.0	0.0	0.0	0.0	0.0	0.0	0.0	0.0
122.5°	0.0	0.0	0.0	0.0	0.0	0.0	0.0	0.0	0.0	0.0	0.0
125°	0.0	0.0	0.0	0.0	0.0	0.0	0.0	0.0	0.0	0.0	0.0
127.5°	0.0	0.0	0.0	0.0	0.0	0.0	0.0	0.0	0.0	0.0	0.0
130°	0.0	0.0	0.0	0.0	0.0	0.0	0.0	0.0	0.0	0.0	0.0
132.5°	0.0	0.0	0.0	0.0	0.0	0.0	0.0	0.0	0.0	0.0	0.0
135°	0.0	0.0	0.0	0.0	0.0	0.0	0.0	0.0	0.0	0.0	0.0
137.5°	0.0	0.0	0.0	0.0	0.0	0.0	0.0	0.0	0.0	0.0	0.0
140°	0.0	0.0	0.0	0.0	0.0	0.0	0.0	0.0	0.0	0.0	0.0
142.5°	0.0	0.0	0.0	0.0	0.0	0.0	0.0	0.0	0.0	0.0	0.0
145°	0.0	0.0	0.0	0.0	0.0	0.0	0.0	0.0	0.0	0.0	0.0
147.5°	0.0	0.0	0.0	0.0	0.0	0.0	0.0	0.0	0.0	0.0	0.0
150°	0.0	0.0	0.0	0.0	0.0	0.0	0.0	0.0	0.0	0.0	0.0
152.5°	0.0	0.0	0.0	0.0	0.0	0.0	0.0	0.0	0.0	0.0	0.0
155°	0.0	0.0	0.0	0.0	0.0	0.0	0.0	0.0	0.0	0.0	0.0
157.5°	0.0	0.0	0.0	0.0	0.0	0.0	0.0	0.0	0.0	0.0	0.0
160°	0.0	0.0	0.0	0.0	0.0	0.0	0.0	0.0	0.0	0.0	0.0
162.5°	0.0	0.0	0.0	0.0	0.0	0.0	0.0	0.0	0.0	0.0	0.0
165°	0.0	0.0	0.0	0.0	0.0	0.0	0.0	0.0	0.0	0.0	0.0
167.5°	0.0	0.0	0.0	0.0	0.0	0.0	0.0	0.0	0.0	0.0	0.0
170°	0.0	0.0	0.0	0.0	0.0	0.0	0.0	0.0	0.0	0.0	0.0
172.5°	0.0	0.0	0.0	0.0	0.0	0.0	0.0	0.0	0.0	0.0	0.0
175°	0.0	0.0	0.0	0.0	0.0	0.0	0.0	0.0	0.0	0.0	0.0
177.5°	0.0	0.0	0.0	0.0	0.0	0.0	0.0	0.0	0.0	0.0	0.0
180°	0.0	0.0	0.0	0.0	0.0	0.0	0.0	0.0	0.0	0.0	0.0



REPORT NUMBER: P226663

CATALOG NUMBER: ISW-AF-600-LED-E1-T4W-7050

CANDELA DISTRIBUTION (continued):

	90°	95°	105°	115°	125°	135°	145°	155°	165°	175°	180°
0°	526.8	526.8	526.8	526.8	526.8	526.8	526.8	526.8	526.8	526.8	526.8
2.5°	524.4	520.9	516.1	513.7	512.5	510.2	507.8	506.6	506.6	504.2	504.8
5°	507.8	502.5	495.9	491.2	490.6	490.6	491.8	491.8	492.4	490.6	493.0
7.5°	499.5	493.5	484.0	478.7	474.5	473.9	476.3	481.1	483.4	481.7	484.0
10°	493.5	487.0	476.3	469.8	466.8	465.6	467.4	472.2	479.9	479.9	482.3
12.5°	487.6	479.3	468.6	463.8	461.5	462.1	464.4	468.0	476.3	479.3	480.5
15°	481.7	472.2	463.3	456.7	456.7	458.5	461.5	465.6	473.4	478.7	479.9
17.5°	475.7	466.2	458.5	453.2	453.2	455.5	458.5	463.8	469.2	476.9	476.9
20°	470.4	462.7	452.6	447.8	447.2	449.0	452.6	457.9	462.1	469.8	470.4
22.5°	467.4	457.9	448.4	441.3	438.3	437.1	440.7	446.0	450.2	457.9	459.1
25°	466.2	455.5	443.7	430.6	422.9	420.5	422.3	428.8	432.4	438.3	440.1
27.5°	470.4	460.3	441.9	418.1	402.1	395.5	397.3	401.5	402.7	409.2	412.2
30°	484.6	472.8	445.4	405.1	375.9	364.1	364.1	364.7	366.4	371.8	372.4
32.5°	507.8	496.5	456.1	391.4	349.2	332.6	328.4	325.5	325.5	324.9	325.5
35°	550.6	541.1	474.5	375.9	320.1	301.7	291.6	286.3	280.9	278.5	278.0
37.5°	612.3	604.0	500.7	358.1	294.6	276.2	263.7	253.0	247.1	246.5	249.4
40°	704.4	696.1	529.8	337.9	270.2	256.6	243.5	232.2	225.7	226.3	229.3
42.5°	817.8	792.3	561.3	310.6	250.6	243.5	229.3	219.7	213.2	209.7	209.1
45°	950.3	907.5	590.9	285.1	229.3	232.2	218.6	207.9	199.6	190.1	188.9
47.5°	1115.4	1022.7	617.1	259.5	206.1	220.3	207.3	197.2	184.7	173.4	171.6
50°	1287.6	1155.2	639.6	232.2	185.3	207.3	196.0	182.3	165.1	155.0	155.0
52.5°	1486.6	1314.3	668.7	201.9	169.3	193.0	181.7	163.9	149.7	148.5	148.5
55°	1708.1	1481.2	688.9	178.2	156.8	177.6	172.2	166.9	162.1	163.3	163.9
57.5°	1939.7	1655.2	671.1	161.5	146.7	174.0	189.5	182.3	167.5	166.9	166.3
60°	2139.3	1790.7	572.5	150.9	139.0	180.0	203.1	182.3	167.5	175.2	175.8
62.5°	2269.9	1854.8	381.3	137.2	127.7	169.9	198.4	177.0	168.1	190.1	191.8
65°	2252.1	1782.9	219.2	127.7	120.6	156.2	191.8	170.5	156.8	169.3	165.7
67.5°	1986.6	1494.3	158.6	123.5	115.2	146.7	180.0	161.0	146.1	161.5	155.0
70°	1427.8	1017.4	136.6	120.0	111.7	135.4	171.6	155.0	140.2	150.9	140.8
72°	958.0	618.9	125.3	117.0	108.1	128.3	165.7	150.3	134.8	140.8	129.5
72.5°	815.4	488.2	122.3	115.8	106.9	126.5	163.9	149.1	133.6	139.6	128.9
75°	304.7	191.2	108.7	106.9	98.6	117.6	156.8	143.7	127.7	125.9	121.2
77.5°	156.8	121.2	92.7	94.4	88.5	107.5	149.1	135.4	117.6	111.1	108.7
80°	114.0	87.9	74.8	80.2	75.4	96.8	138.4	122.9	106.9	99.8	96.8
82.5°	71.9	54.6	57.0	63.5	64.1	85.5	125.9	110.5	95.0	89.1	84.3
85°	34.4	32.7	40.4	46.9	51.7	72.5	115.2	98.0	83.1	71.3	71.9
87.5°	18.4	24.9	24.4	31.5	39.8	59.4	102.2	80.2	66.5	53.5	54.0
90°	4.2	6.5	7.1	12.5	16.0	25.5	65.9	45.7	44.5	19.0	16.6
92.5°	0.0	0.0	0.0	0.0	0.0	0.0	0.0	0.0	0.0	0.0	0.0
95°	0.0	0.0	0.0	0.0	0.0	0.0	0.0	0.0	0.0	0.0	0.0
97.5°	0.0	0.0	0.0	0.0	0.0	0.0	0.0	0.0	0.0	0.0	0.0
100°	0.0	0.0	0.0	0.0	0.0	0.0	0.0	0.0	0.0	0.0	0.0
102.5°	0.0	0.0	0.0	0.0	0.0	0.0	0.0	0.0	0.0	0.0	0.0
105°	0.0	0.0	0.0	0.0	0.0	0.0	0.0	0.0	0.0	0.0	0.0
107.5°	0.0	0.0	0.0	0.0	0.0	0.0	0.0	0.0	0.0	0.0	0.0



REPORT NUMBER: P226663

CATALOG NUMBER: ISW-AF-600-LED-E1-T4W-7050

CANDELA DISTRIBUTION (continued):

	90°	95°	105°	115°	125°	135°	145°	155°	165°	175°	180°
110°	0.0	0.0	0.0	0.0	0.0	0.0	0.0	0.0	0.0	0.0	0.0
112.5°	0.0	0.0	0.0	0.0	0.0	0.0	0.0	0.0	0.0	0.0	0.0
115°	0.0	0.0	0.0	0.0	0.0	0.0	0.0	0.0	0.0	0.0	0.0
117.5°	0.0	0.0	0.0	0.0	0.0	0.0	0.0	0.0	0.0	0.0	0.0
120°	0.0	0.0	0.0	0.0	0.0	0.0	0.0	0.0	0.0	0.0	0.0
122.5°	0.0	0.0	0.0	0.0	0.0	0.0	0.0	0.0	0.0	0.0	0.0
125°	0.0	0.0	0.0	0.0	0.0	0.0	0.0	0.0	0.0	0.0	0.0
127.5°	0.0	0.0	0.0	0.0	0.0	0.0	0.0	0.0	0.0	0.0	0.0
130°	0.0	0.0	0.0	0.0	0.0	0.0	0.0	0.0	0.0	0.0	0.0
132.5°	0.0	0.0	0.0	0.0	0.0	0.0	0.0	0.0	0.0	0.0	0.0
135°	0.0	0.0	0.0	0.0	0.0	0.0	0.0	0.0	0.0	0.0	0.0
137.5°	0.0	0.0	0.0	0.0	0.0	0.0	0.0	0.0	0.0	0.0	0.0
140°	0.0	0.0	0.0	0.0	0.0	0.0	0.0	0.0	0.0	0.0	0.0
142.5°	0.0	0.0	0.0	0.0	0.0	0.0	0.0	0.0	0.0	0.0	0.0
145°	0.0	0.0	0.0	0.0	0.0	0.0	0.0	0.0	0.0	0.0	0.0
147.5°	0.0	0.0	0.0	0.0	0.0	0.0	0.0	0.0	0.0	0.0	0.0
150°	0.0	0.0	0.0	0.0	0.0	0.0	0.0	0.0	0.0	0.0	0.0
152.5°	0.0	0.0	0.0	0.0	0.0	0.0	0.0	0.0	0.0	0.0	0.0
155°	0.0	0.0	0.0	0.0	0.0	0.0	0.0	0.0	0.0	0.0	0.0
157.5°	0.0	0.0	0.0	0.0	0.0	0.0	0.0	0.0	0.0	0.0	0.0
160°	0.0	0.0	0.0	0.0	0.0	0.0	0.0	0.0	0.0	0.0	0.0
162.5°	0.0	0.0	0.0	0.0	0.0	0.0	0.0	0.0	0.0	0.0	0.0
165°	0.0	0.0	0.0	0.0	0.0	0.0	0.0	0.0	0.0	0.0	0.0
167.5°	0.0	0.0	0.0	0.0	0.0	0.0	0.0	0.0	0.0	0.0	0.0
170°	0.0	0.0	0.0	0.0	0.0	0.0	0.0	0.0	0.0	0.0	0.0
172.5°	0.0	0.0	0.0	0.0	0.0	0.0	0.0	0.0	0.0	0.0	0.0
175°	0.0	0.0	0.0	0.0	0.0	0.0	0.0	0.0	0.0	0.0	0.0
177.5°	0.0	0.0	0.0	0.0	0.0	0.0	0.0	0.0	0.0	0.0	0.0
180°	0.0	0.0	0.0	0.0	0.0	0.0	0.0	0.0	0.0	0.0	0.0

(END OF REPORT)